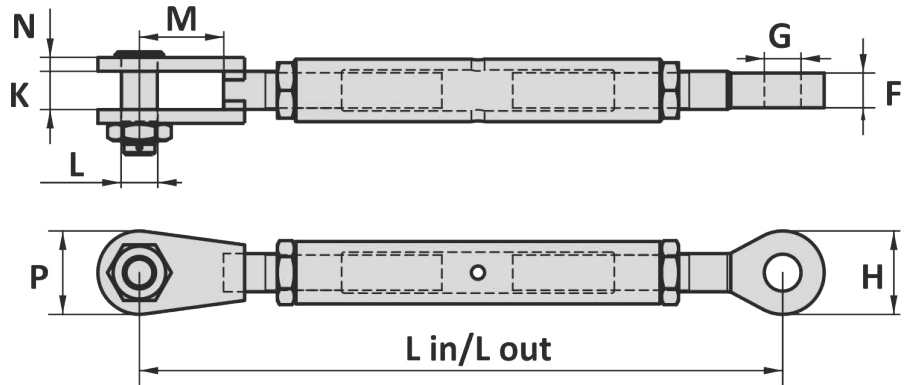



Material : High tensile steel
 Safety factor : 5 times
 Finish : Painted
 Temperature range : -4°F up to +392°F
 Standard certification : Certificate of Conformity

*This type of rigging screws meets the requirements as laid down in the Dutch, British, American and other dock regulations.
 On request deliverable with 2 securing nuts or plates.
 Custom designed screws can be constructed in any size and capacity.
 Rigging screws are supplied with trapezium thread.*

Non-standard sizes or custom products available on request



WLL ton	Art. No Jaw-Jaw	L in inch	L out inch	Art. No Eye-Eye	L in inch	L out inch	Art. No Jaw-Eye	L in inch	L out inch	Thread
13.5	42013000	36 13/16	49 5/8	42013001	33 1/16	45 7/8	42013002	35 1/2	47 27/32	Tr 55x8
17	42017000	39 3/4	53 9/16	42017001	36 7/32	50	42017002	38	51 25/32	Tr 65x8
25	42025000	42 23/32	55 23/32	42025001	38 3/8	51 3/8	42025002	40 9/16	53 9/16	Tr 70x8
30	42030000	45 11/16	60 1/4	42030001	40 5/32	54 23/32	42030002	42 29/32	57 15/32	Tr 75x8
35	42035000	49 7/32	64 31/32	42035001	43 5/16	59 1/16	42035002	46 1/4	62	Tr 80x8
45	42045000	51 3/16	70 1/16	42045001	46 1/16	64 3/32	42045002	48 3/8	67 1/2	Tr 90x8
55	42055000	54 5/16	74 13/32	42055001	50	70 1/16	42055002	52 3/32	72 1/4	Tr 100x8
70	42070000	58 1/4	79 23/32	42070001	54 23/32	76 3/8	42070002	56 1/2	78 3/32	Tr 110x8
85	42085000	61 3/8	86 3/8	42085001	59 21/32	84 27/32	42085002	60 3/8	85 3/8	Tr 120x8
100	42100000	64 3/16	92 29/32	42100001	63	91 3/4	42100002	63 19/32	92 3/16	Tr 130x8
120	42120000	68 11/16	92 1/8	42120001	68 5/16	91 3/4	42120002	68 1/2	91 15/16	Tr 140x8
160	42160000	73 5/8	97 1/4	42160001	73 7/32	96 27/32	42160002	73 7/16	97 1/16	Tr 160x8
200	42200000	79 17/32	103 15/16	42200001	78 3/4	103 5/32	42200002	79 1/8	103 3/16	Tr 180x8
250	42250000	85 7/16	111 13/16	42250001	87	113 3/8	42250002	86 3/32	112 19/32	Tr 200x8

WLL ton	K inch	N inch	M inch	L inch	P inch	F inch	H inch	G inch	Weight J-J lbs	Weight E-E lbs	Weight J-E lbs
13.5	2 5/32	25/32	4 13/16	2	4 23/32	1 31/32	4 23/32	2 3/32	99	79	90
17	2 9/16	1 3/32	5 1/8	2 15/32	5 1/2	2 5/32	5 1/2	2 9/16	159	121	137
25	3	1 3/16	5 23/32	2 3/4	5 1/2	2 3/4	5 1/2	2 27/32	183	132	161
30	3 5/32	1 3/8	6 3/16	2 27/32	5 29/32	2 3/4	5 29/32	2 29/32	220	150	187
35	3 9/16	1 1/16	6 7/8	3 5/32	6 11/16	3 5/32	6 11/16	3 7/32	309	212	258
45	3 15/16	1 25/32	6 7/8	3 9/16	7 15/32	3 9/16	7 15/32	3 21/32	390	258	322
55	4 5/16	1 31/32	6 7/8	3 15/16	8 1/4	3 15/16	8 1/4	4 1/16	511	344	428
70	4 5/16	2 5/32	6 7/8	4 1/4	9 1/16	3 15/16	9 1/16	4 3/8	646	441	540
85	5 1/8	2 15/16	6 7/8	5	10 5/8	4 15/16	10 5/8	5 1/8	972	595	800
100	5 1/2	3 9/16	6 7/8	5 1/2	11 13/32	4 15/16	11 13/32	5 5/8	1338	802	1069
120	6 3/32	3 9/16	7 15/32	6	13 3/8	5 1/2	13 3/8	6 3/32	1631	1080	1356
160	6 11/16	3 15/16	8 1/4	7	14 31/32	6 5/16	14 31/32	7 1/8	2132	1354	1744
200	7 15/32	4 3/16	9 27/32	7 15/32	15 3/4	6 11/16	15 3/4	7 19/32	3042	1587	2315
250	8 1/4	4 23/32	11 1/32	9 27/32	20 15/32	7 15/32	20 15/32	9 31/32	4023	1834	2965

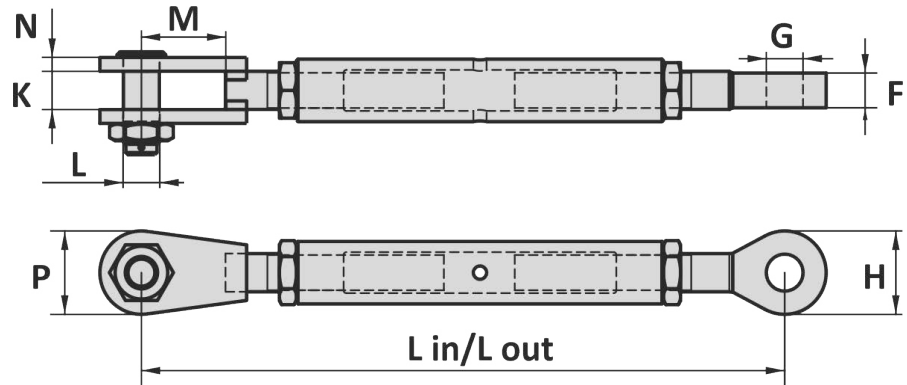

Tolerance: Forged parts ± 5%, machined parts ± 1/32 inch

01-08-2012

Material : High tensile steel
 Safety factor : 5 times
 Finish : Painted
 Temperature range : -20°C up to +200°C
 Standard certification : Certificate of Conformity

*This type of rigging screws meets the requirements as laid down in the Dutch, British, American and other dock regulations.
 On request deliverable with 2 securing nuts or plates.
 Custom designed screws can be constructed in any size and capacity.
 Rigging screws are supplied with trapezium thread.*

Non-standard sizes or custom products available on request



WLL ton	Art. No Jaw-Jaw	L in mm	L out mm	Art. No Eye-Eye	L in mm	L out mm	Art. No Jaw-Eye	L in mm	L out mm	Thread
13.5	42013000	935	1260	42013001	840	1165	42013002	890	1215	Tr 55x8
17	42017000	1010	1360	42017001	920	1270	42017002	965	1315	Tr 65x8
25	42025000	1085	1415	42025001	975	1305	42025002	1030	1360	Tr 70x8
30	42030000	1160	1530	42030001	1020	1390	42030002	1090	1460	Tr 75x8
35	42035000	1250	1650	42035001	1100	1500	42035002	1175	1575	Tr 80x8
45	42045000	1300	1780	42045001	1170	1650	42045002	1235	1715	Tr 90x8
55	42055000	1380	1890	42055001	1270	1780	42055002	1325	1835	Tr 100x8
70	42070000	1480	2025	42070001	1390	1940	42070002	1435	1985	Tr 110x8
85	42085000	1565	2200	42085001	1515	2150	42085002	1540	2175	Tr 120x8
100	42100000	1630	2360	42100001	1600	2330	42100002	1615	2345	Tr 130x8
120	42120000	1745	2340	42120001	1735	2330	42120002	1740	2335	Tr 140x8
160	42160000	1870	2470	42160001	1860	2460	42160002	1865	2465	Tr 160x8
200	42200000	2020	2640	42200001	2000	2620	42200002	2010	2630	Tr 180x8
250	42250000	2170	2840	42250001	2210	2880	42250002	2190	2860	Tr 200x8

WLL ton	K mm	N mm	M mm	L mm	P mm	F mm	H mm	G mm	Weight J-J kg	Weight E-E kg	Weight J-E kg
13.5	55	20	122	51	120	50	120	53	45	36	41
17	65	28	130	63	140	55	140	65	72	55	62
25	76	30	145	70	140	70	140	72	83	60	73
30	80	35	160	72	150	70	150	74	100	68	85
35	90	40	175	80	170	80	170	82	140	96	117
45	100	45	175	90	190	90	190	93	177	117	146
55	110	50	175	100	210	100	210	103	232	156	194
70	110	55	175	108	230	100	230	111	293	200	245
85	130	75	175	127	270	125	270	130	441	270	363
100	140	90	175	140	290	125	290	143	607	364	485
120	155	90	190	152	340	140	340	155	740	490	615
160	170	100	210	178	380	160	380	181	967	614	791
200	190	110	250	190	400	170	400	193	1380	720	1050
250	210	120	280	250	520	190	520	253	1825	832	1345

Tolerance: Forged parts ± 5%, machined parts ± 1 mm

01-08-2012